



NILKAMAL LIMITED

Registered Office: Survey No. 354/2 and 354/3 , Near Rakholi Bridge,
Silvassa-Khanvel Road, Village Vasona, Silvassa (D & N H).
Website : www.nilkamal.com Email : investor@nilkamal.com
CIN:L25209DN1985PLC000162




UNAUDITED FINANCIAL RESULTS FOR THE QUARTER AND HALF YEAR ENDED 30th SEPTEMBER, 2017.

(₹ In Lakhs)

PART I


Sr. No	Particulars	Standalone					
		Quarter Ended 30/09/2017	Quarter Ended 30/06/2017	Quarter Ended 30/09/2016	Half Year Ended 30/09/2017	Half Year Ended 30/09/2016	Previous Year ended 31/03/2017
		Unaudited	Unaudited	Unaudited	Unaudited	Unaudited	Audited
1	Income						
	(a) Revenue from Operations (Refer Note 4)	46,469.27	52,438.77	50,143.51	98,908.04	99,721.08	209,484.71
	(b) Other Income	99.16	426.35	255.74	525.51	634.06	1,201.22
	Total Income	46,568.43	52,865.12	50,399.25	99,433.55	100,355.14	210,685.93
2	Expenses						
	(a) Cost of materials consumed	14,432.24	17,220.16	15,578.70	31,652.40	33,658.61	68,501.30
	(b) Purchase of stock-in-trade	12,117.84	10,659.47	12,361.89	22,777.31	22,857.12	47,109.24
	(c) Changes in inventories of finished goods, work-in-progress and stock-in-trade	(1,105.77)	58.88	(1,059.09)	(1,046.89)	(3,593.60)	(2,950.35)
	(d) Excise duty	-	3,679.37	3,284.99	3,679.37	6,795.50	13,819.96
	(e) Employee benefits expense	4,045.48	4,016.49	3,615.40	8,061.97	7,318.31	14,565.46
	(f) Finance Cost	275.59	259.23	295.42	534.82	620.71	1,158.80
	(g) Depreciation and amortisation expense	1,300.05	1,176.46	1,261.90	2,476.51	2,504.01	4,881.70
	(h) Other expenses	11,250.24	12,470.47	11,243.47	23,720.71	21,718.20	46,708.14
	Total Expenses	42,315.67	49,540.53	46,582.68	91,856.20	91,878.86	193,794.25
3	Profit before exceptional items and Tax (1-2)	4,252.76	3,324.59	3,816.57	7,577.35	8,476.28	16,891.68
4	Exceptional Items	-	-	-	-	-	-
5	Profit before Tax (3-4)	4,252.76	3,324.59	3,816.57	7,577.35	8,476.28	16,891.68
6	Tax Expense	1,470.12	1,087.37	1,183.80	2,557.49	2,676.48	5,046.28
7	Net Profit after Tax (5-6)	2,782.64	2,237.22	2,632.77	5,019.86	5,799.80	11,845.40
8	Other Comprehensive Income (net of tax)						
	-Items that will not reclassified to Profit or loss (net of tax)	0.48	1.92	(4.95)	2.40	(9.90)	1.75
	-Items that will be reclassified to Profit or loss (net of tax)	(5.75)	26.03	(7.47)	20.28	(8.79)	(7.10)
9	Total Comprehensive Income (net of tax) (7+8)	2,777.37	2,265.17	2,620.35	5,042.54	5,781.11	11,840.05
10	Paid-up Equity Share Capital (Face Value of ₹ 10/- per Share)	1,492.25	1,492.25	1,492.25	1,492.25	1,492.25	1,492.25
11	Other Equity						68,221.05
12	Earnings Per Share (EPS)						
	(a) Basic and diluted EPS before exceptional Item for the period (₹)	18.65	14.99	17.64	33.64	38.87	79.38
	(b) Basic and diluted EPS after exceptional Item for the period (₹)	18.65	14.99	17.64	33.64	38.87	79.38



SEGMENT WISE REVENUE, RESULTS AND CAPITAL EMPLOYED

(₹ In Lakhs)


Particulars		Standalone					
		Quarter Ended 30/09/2017	Quarter Ended 30/06/2017	Quarter Ended 30/09/2016	Half Year Ended 30/09/2017	Half Year Ended 30/09/2016	Previous Year ended 31/03/2017
		Unaudited	Unaudited	Unaudited	Unaudited	Unaudited	Audited
1	Segment Revenue (Refer Note 4)						
	(a) Plastics	41,907.80	47,303.84	44,286.83	89,211.64	89,326.72	188,451.07
	(b) Lifestyle Furniture, Furnishings & Accessories	5,295.59	5,603.18	6,640.25	10,898.77	11,626.67	23,294.40
	Total	47,203.39	52,907.02	50,927.08	100,110.41	100,953.39	211,745.47
	Less: Inter Segment Revenue	734.12	468.25	783.57	1,202.37	1,232.31	2,260.76
	Revenue from operations	46,469.27	52,438.77	50,143.51	98,908.04	99,721.08	209,484.71
2	Segment Results						
	(a) Plastics	4,633.46	3,255.52	3,804.78	7,888.98	8,803.08	17,663.84
	(b) Lifestyle Furniture, Furnishings & Accessories	93.65	92.34	321.65	185.99	183.72	318.96
	Total	4,727.11	3,347.86	4,126.43	8,074.97	8,986.80	17,982.80
	Less:						
	Interest & Finance Charges (Net)	275.59	259.23	295.42	534.82	620.71	1,158.80
	Other Un-allocable expenditure net of un-allocable income	198.76	(235.96)	14.44	(37.20)	(110.19)	(67.68)
	Total Profit before Tax	4,252.76	3,324.59	3,816.57	7,577.35	8,476.28	16,891.68
3	Segment Assets						
	(a) Plastics	97,244.91	91,358.35	83,620.86	97,244.91	83,620.86	90,078.26
	(b) Lifestyle Furniture, Furnishings & Accessories	11,475.50	9,622.24	11,111.70	11,475.50	11,111.70	9,503.89
	(c) Unallocable	3,587.23	3,671.67	4,129.14	3,587.23	4,129.14	3,704.29
4	Segment Liabilities						
	(a) Plastics	19,580.34	20,388.98	19,947.69	19,580.34	19,947.69	20,401.03
	(b) Lifestyle Furniture, Furnishings & Accessories	4,643.11	4,475.75	4,364.58	4,643.11	4,364.58	3,849.64
	(c) Unallocable	14,492.75	7,809.58	10,247.98	14,492.75	10,247.98	9,322.47
5	Capital Employed [Segment Assets - Segment Liabilities]						
	(a) Plastics	77,664.57	70,969.37	63,673.17	77,664.57	63,673.17	69,677.23
	(b) Lifestyle Furniture, Furnishings & Accessories	6,832.39	5,146.49	6,747.12	6,832.39	6,747.12	5,654.25
	(d) Unallocable	(10,905.52)	(4,137.91)	(6,118.84)	(10,905.52)	(6,118.84)	(5,618.18)



Standalone Statement of Assets & Liabilities

(₹ In Lakhs)

Sr. No	Partioulars	Standalone	
		As at (Current Half Year end) 30/09/2017	As at (Previous Year end) 31/03/2017
		Unaudited	Audited
I.	ASSETS		
1	Non-Current Assets		
	(a) Property, Plant and Equipment	29,240.17	25,623.53
	(b) Capital work-in-Progress	1,299.92	3,198.59
	(c) Other Intangible Assets	64.13	18.92
	(d) Financial Assets		
	(i) Investments in Subsidiaries and Joint Ventures	2,529.27	2,529.27
	(ii) Other Investments	38.33	38.33
	(iii) Loans	2,261.65	2,286.93
	(iv) Others	207.49	282.44
	(v) Other Non-Current Assets	3,111.06	2,431.30
	Total Non-Current Assets	38,752.02	36,409.31
2	Current Assets		
	(a) Inventories	35,661.22	32,627.33
	(b) Financial Assets		
	(i) Trade Receivables	29,368.31	29,002.24
	(ii) Cash and Cash Equivalents	747.49	522.75
	(iii) Bank Balances other than (ii) above	127.43	81.51
	(iv) Current Investments		
	(v) Loans	851.15	565.26
	(vi) Other Financial Assets	35.29	64.17
	(c) Current Tax Assets (Net)	6,764.73	4,013.87
	(d) Other Current Assets		
	Total Current Assets	73,555.62	66,877.13
	TOTAL ASSETS	112,307.64	103,286.44
II.	EQUITY AND LIABILITIES		
1	Equity		
	(a) Equity Share Capital	1,492.25	1,492.25
	(b) Other Equity	72,099.19	68,221.05
	Equity attributable to equity holders of the Company	73,591.44	69,713.30
2	Non-current liabilities		
	(a) Financial Liabilities		
	(i) Borrowings	4,856.67	4,620.51
	(ii) Other Financial Liabilities	643.16	571.57
	(b) Provisions	575.38	521.62
	(c) Deferred Tax Liabilities (Net)	314.21	280.06
	(d) Other Non-Current Liabilities		
	Total Non-Current Liabilities	6,389.42	5,993.76
3	Current Liabilities		
	(a) Financial Liabilities		
	(i) Borrowings	13,219.59	8,280.56
	(ii) Trade Payables	14,100.95	10,928.63
	(iii) Other Financial Liabilities	1,351.47	2,329.60
	(b) Other Current Liabilities	1,972.30	3,609.34
	(c) Short-Term Provisions	1,114.69	2,099.17
	(d) Current Tax Liabilities (Net)	567.78	332.08
	Total Current Liabilities	32,326.78	27,579.38
	TOTAL EQUITY AND LIABILITIES	112,307.64	103,286.44




Notes :

- 1 The above results have been prepared in accordance with Indian Accounting Standards ('Ind AS ') notified under section 133 of the Companies Act, 2013, read together with the Companies (Indian Accounting Standards) Rules, 2015
- 2 The above results have been reviewed by the Audit Committee and approved by the Board of Directors at their meeting held on 10th November, 2017. The statutory auditors have expressed an unqualified opinion. The limited review audit report has been filed with stock exchange and is available on the company's website.
- 3 The Board Of Directors have approved a payment of interim dividend for the financial year 2017-18 of ₹ 4/-(Rupees four only) per equity share of the face value of ₹ 10/- each. Record date for the purpose of payment of interim dividend is fixed as 18th November, 2017.
- 4 According to the requirement of Ind AS and SEBI (Listing Obligations and Disclosure Requirements) Regulations, 2015, revenue for the corresponding previous quarters ended 30 June, 2017 and 30 September, 2016, for the six months ended 30 September, 2016 and year ended 31 March, 2017 were and are reported inclusive of Excise Duty.
The Government of India has implemented Goods and Service Tax ('GST') from 1 July, 2017 replacing Excise duty, Service Tax and various other indirect taxes. As per Ind AS 18, the revenue for the quarter ended 30 September, 2017 is reported net of GST. Had the previously reported revenues were shown net of excise duty, comparative revenue of the Company would have been as follows:

Particulars	Quarter Ended 30/09/2017	Quarter Ended 30/06/2017	Quarter Ended 30/09/2016	Half Year Ended 30/09/2017	Half Year Ended 30/09/2016	Previous Year ended 31/03/2017
Net Revenue from Operations	46,469.27	48,759.40	46,858.52	95,228.67	92,925.58	195,664.75

- 5 Previous Period's/ Year's figures have been regrouped and reclassified, wherever necessary.

Place : Mumbai.
Date : 10th November, 2017.



By order of the Board
For Nilkamal Limited

S. V. Parekh
Sharad V. Parekh
Managing Director

Visit us at : www.nilkamal.com, www.at-home.co.in
E-Mail for further information : finance@nilkamal.com
Nilkamal Moulding a Bright future
'@home' The Mega Home Store