

Name of the Company : Nilkamal Limited
 Quarter ended : 31-12-2011

Scrip Code(BSE) : 523385
 Scrip Code (NSE):NILKAMAL
 Name of the Scrip : Nilkamal Limited
 Class of Security : Equity
 Page No. 1

Partly paid-up Shares : -	No. of partly paid-up shares	As a % of total no. of partly paid-up Shares	As a % of total no. of shares of the Company
Held by Promoter/Promoter group	Nil	N. A.	N.A
Held by Public	Nil	N. A.	N.A
Total	Nil	N. A.	N.A

Outstanding convertible securities : -	No of outstanding securities	As a % of total no. of outstanding convertible securities	As a % of total no. of the Company, assuming full conversion of the convertible
Held by Promoter/Promoter group	Nil	N. A.	N.A
Held by Public	Nil	N. A.	N.A
Total	Nil	N. A.	N.A

Warrants : -	No. of warrants	As a % of total no. of warrants	As a % of total no of shares of the Company, assuming full conversion of Warrants.
Held by Promoter/Promoter group	Nil	N. A.	N.A
Held by Public	Nil	N. A.	N.A
Total	Nil	N. A.	N.A
Total paid-up capital of the Company, assuming full convesion of warrants and convertible securities	N.A.		




Statement showing shareholding pattern


Table 1(a)

Page: No. 2

Category Code	Category of Shareholder	Number of Shareholders	Total Number of Shares	Number of shares held in dematerialised form	Total Shareholding as a percentage of total number of shares		Shares pledged or otherwise encumbered	
					As a percentage of (A+B)	As a percentage of (A+B+C)	No. of Shares	As a percentage
(I)	(II)	(III)	(IV)	(V)	(VI)	(VII)	(VIII)	(IX) = (VIII) / (IV) * 100
(A)	Shareholding of Promoter and Promoter Group							
1	Indian							
	a) Individuals / Hindu Undivided Family	24	6730885	6730885	45.11	45.11	0.00	0.00
	b) Central Government / State Government (s)	0	0	0	0.00	0.00	0.00	0.00
	c) Bodies Corporate	3	2376500	2376500	15.93	15.93	0.00	0.00
	d) Financial Institutions / Banks	0	0	0	0.00	0.00	0.00	0.00
	e) Any other	0	0	0	0.00	0.00	0.00	0.00
	Sub - Total (A)(1)	27	9107385	9107385	61.03	61.03	0.00	0.00
2	Foreign							
	a) Individuals (Non-Resident Individuals / Foreign Individuals)	0	0	0	0.00	0.00	0.00	0.00
	b) Bodies Corporate	0	0	0	0.00	0.00	0.00	0.00
	c) Institutions	0	0	0	0.00	0.00	0.00	0.00
	d) Any other	0	0	0	0.00	0.00	0.00	0.00
	Sub - Total (A) (2)	0	0	0	0.00	0.00	0.00	0.00
	Total Shareholding of Promoter and Promoter Group (A) = (A)(1) + (A) (2)	27	9107385	9107385	61.03	61.03	0.00	0.00
(B)	Public Shareholding							
1	Institutions							
	a) Mutual Funds / UTI	5	2445746	2445446	16.39	16.39	0.00	0.00
	b) Financial Institutions / Banks	2	1100	1100	0.01	0.01	0.00	0.00
	c) Central Government(s) / State Government(s)	0	0	0	0.00	0.00	0.00	0.00
	d) Venture Capital Funds	0	0	0	0.00	0.00	0.00	0.00
	e) Insurance Companies	3	179533	179533	1.20	1.20	0.00	0.00
	f) Foreign Institutional Investors	3	194240	194040	1.30	1.30	0.00	0.00
	g) Foreign Venture Capital Investors	0	0	0	0.00	0.00	0.00	0.00
	h) Any other	0	0	0	0.00	0.00	0.00	0.00
	Sub - Total (B)(1)	13	2820619	2820119	18.90	18.90	0.00	0.00




2	Non-institutions							
	a) Bodies Corporate	257	599627	597442	4.02	4.02	0.00	0.00
	b) Individuals -							
	i) Individual shareholders holding nominal share capital up to Rs. 1 Lakh.	7300	1315563	1065461	8.82	8.82	0.00	0.00
	ii) Individual shareholders holding nominal share capital in excess of Rs. 1 lakh.	23	841568	841568	5.64	5.64	0.00	0.00
	c) Any other	0	0	0	-	-	0.00	0.00
	i) Non- Resident Indians	74	193192	193092	1.29	1.29	0.00	0.00
	ii) Non Resident (Non Repartriable)	21	44571	44571	0.30	0.30	0.00	0.00
	iii) Overseas Corporate Bodies	0	0	0	-	-	0.00	0.00
	Sub-Total (B) (2)	7675	2994521	2742134	20.07	20.07	0.00	0.00
	Total Public Shareholding B = (B)(1) + (B)(2)	7688	5815140	5562253	38.97	38.97	0.00	0.00
(C)	Shares held by Custodians and against which depository receipts have been issued							
1	Promoter and Promoter Group	0	0	0	-	-	0	0
2	Public	0	0	0	-	-	0	0
	Sub - Total (C)						0	0
	GRAND TOTAL (A)+(B)+(C)	7715	14922525	14669638	100.00	100.00	-	-



Sr. No.	Name of the Shareholder	Details of Shares held		Encumbered Shares (*)			Details of Warrants		Details of convertible securities		Total Shares (including underlying shares assuming full conversion of warrants and convertible securities) as a % of diluted shares capital
		Number of Shares Held (III)	As a % of grand total (A) + (B) + (C) (IV)	Number (V)	As a Percentage (VI) = (V) / (III)*100	As a % of grand total (A) + (B) + (C) of sub-clause (I) (a) (VII)	Number of warrants held (VIII)	As a % total number of warrants of the same class (IX)	Number of convertible securities held (X)	As a % total number of convertible securities of the same class (XI)	
1	Nilkamal Builders Pvt. Ltd	1464000	9.81	0	0	0	0	0	0	0	9.81
2	Heirloom Finance Pvt. Ltd	912000	6.11	0	0	0	0	0	0	0	6.11
3	Vamanrai V. Parekh	968102	6.49	0	0	0	0	0	0	0	6.49
4	Sharad V. Parekh	531004	3.56	0	0	0	0	0	0	0	3.56
5	Hiten V. Parekh	213489	1.43	0	0	0	0	0	0	0	1.43
6	Manish V. Parekh	216150	1.45	0	0	0	0	0	0	0	1.45
7	Nayan S. Parekh	477113	3.20	0	0	0	0	0	0	0	3.20
8	Vamanrai V. Parekh (HUF)	6382	0.04	0	0	0	0	0	0	0	0.04
9	Sharad V. Parekh (HUF)	7223	0.05	0	0	0	0	0	0	0	0.05
10	Hiten V. Parekh (HUF)	5000	0.03	0	0	0	0	0	0	0	0.03
11	Manish V. Parekh (HUF)	4500	0.03	0	0	0	0	0	0	0	0.03
12	Purvi N. Parekh	24172	0.16	0	0	0	0	0	0	0	0.16
13	Smriti H. Parekh	7101	0.05	0	0	0	0	0	0	0	0.05
14	Manju M. Parekh	11844	0.08	0	0	0	0	0	0	0	0.08
15	Priyanka H. Parekh	5000	0.03	0	0	0	0	0	0	0	0.03
16	Mihir H. Parekh	11900	0.08	0	0	0	0	0	0	0	0.08
17	Manish V. Parekh Natural gaurdian holding on behalf of Eashan M. Parekh	10000	0.07	0	0	0	0	0	0	0	0.07
18	Shrimant Holding Pvt. Ltd	500	0.00	0	0	0	0	0	0	0	0.00
19	Rajul M. Gandhi	18051	0.12	0	0	0	0	0	0	0	0.12
20	Manoj K. Gandhi	6210	0.04	0	0	0	0	0	0	0	0.04
21	Vamanrai V. Parekh	761904	5.11	0	0	0	0	0	0	0	5.11
22	Sharad V. Parekh	761904	5.11	0	0	0	0	0	0	0	5.11
23	Hiten V. Parekh	925966	6.21	0	0	0	0	0	0	0	6.21
24	Manish V. Parekh	455639	3.05	0	0	0	0	0	0	0	3.05
25	Nayan S. Parekh	540327	3.62	0	0	0	0	0	0	0	3.62
26	Purvi N. Parekh	380952	2.55	0	0	0	0	0	0	0	2.55
27	Manju M. Parekh	380952	2.55	0	0	0	0	0	0	0	2.55
	Total	9107385	61.03	0	0	0	0	0	0	0	61.03

Note : The persons included at Serial No. 19 & 20 are independent on which the Promoters have no control of any nature whatsoever.

(*) The term "encumbrance" has the same meaning as assigned to it in regulation 28(3) of the SAST Regulations, 2011




(1) (c) (i) Statement Showing holding of securities (Including Shares, Warrants, convertible securities) of persons belonging to the category "Public" and holding more than 1 % of the total number of shares.

Page: No. 5

Sr. No.	Name of the Shareholder	Number of Shars Held	Shares as a percentage of total number of shares (i.e, Grand total (A)+(B)+(C) indicated in Statement at para (I)(A) above)	Details of Warrants		Details of convertible securities		Total Shares (including underlying shares assuming full conversion of warrants and convertible securities) as a % of diluted shares capital
				Number of warrants held	As a % total number of warrants of the same class	Number of convertible securities held	As a % w.r.t total number of convertible securities of the same class	
1	Reliance Capital Trustee Co. Ltd. A/C - Relianceregular Savings Fund - Equity Option	1000000	6.70	0	0	0	0	6.70
2	IDFC Premier Equity Fund	649417	4.35	0	0	0	0	4.35
3	SBI Mutual Fund A/C MMPS 93	565851	3.79	0	0	0	0	3.79
4	DSP Blackrock Micro Cap Fund	230178	1.54	0	0	0	0	1.54
5	Indea Capital PTE Limited A/c Indea Absolute Return Fund	194040	1.30	0	0	0	0	1.30
6	Roche Finance (Bombay)	173450	1.16	0	0	0	0	1.16
6	Sweta Vikash Shah	163334	1.09	0	0	0	0	1.09
	Total	2976270	19.94	0	0	0	0	19.94

(1) (c) (ii) Statement Showing holding of securities (Including shares, warrants; convertible securities) of persons (together with PAC) belonging to the category belonging to the category "Public" and holding more than 5 % of the total number of shares.

Sr. No.	Name(s) of the Shareholder(s) and the Person Acting in Concert (PAC) with them	Number of Shars Held	Shares as a percentage of total number of shares (i.e, Grand total (A)+(B)+(C) indicated in Statement at para (I)(a) above)	Details of Warrants		Details of convertible securities		Total Shares (including underlying shares assuming full conversion of warrants and convertible securities) as a % of diluted shares capital
				Number of warrants	As a % total number of warrants of the same class	Number of convertible securities held	As a % w.r.t total number of convertible securities of the same class	
1	Reliance Capital Trustee Co. Ltd. A/C - Relianceregular Savings Fund - Equity Option	1000000	6.70	0	0	0	0	6.70
	Total	1000000	6.70	0	0	0	0	6.70



(1) (d) Statement Showing details of locked -in shares

Page: No. 6

Sr. No.	Name of the Shareholder	Number of lock-in shares	Locked-in Share as a % of total number of shares (i.e., Grand Total (A)+(B)+(C) indicated in Statement at para (I)(a) above)
	NIL	-	0
	Total	-	0

(II) (a) Statement Showing details of Depository Receipts (DRs)

Sr. No.	Type of outstanding DR (ADRs, GDRs, SDRs, etc.)	Number of outstanding DRs	Number of shares underlying outstanding DRs	Shares underlying outstanding DRs as per % of total number of shares (i.e., Grand Total (A)+(B)+(C) indicated in Statement at para (I)(a) above)
1	Not - Applicable	0	0	0
	Total	0	0	0

(II) (b) Statement Showing Holding of Depository Receipts (DRs) where underlying shares held by 'promoter/promoter group' are in excess of 1% of the total number of shares.

Sr. No.	Name of the DR Holder	Type of outstanding DR	Number of shares underlying outstanding DRs	Shares underlying outstanding DRs as a percentage of total number of shares (i.e., Grand Total (A)+(B)+(C) indicated in Statement at para (I)(a) above)
1	Not - applicable		0	0
	Total		0	0

(III) (a) Statement showing the voting pattern of shareholders, if more than one class of shares/securities is issued by the issuer.

--- Not - Applicable---

Place : Mumbai
Date: 11-01-2012

For Nilkamal Limited


Priti Dave
Company Secretary